

Signify Classified - Internal
Cooper Lighting Solutions Photometric Lab
1121 Highway 74 South
Peachtree City, GA 30269



Scaled data based on original data using
LM-79-08 Approved Method: Electrical and Photometric Measurements of Solid-
State Lighting Products

Test Report Prepared for
Cooper Lighting Solutions
(formerly Eaton)

Brand: INVUE

Report Number: P880160

Luminaire Tested: **EMM2-HTN-VA1-740-U-RW**

Issue Date: 10/01/2024



Test Information

Test Method: LM-79-08
Report Number: P880160
Test Lab: INNOVATION CENTER(G3)
Issue Date: 10/01/2024
Manufacturer: COOPER LIGHTING SOLUTIONS (FORMERLY EATON)
Product Line: INVUE
Catalog Number: EMM2-HTN-VA1-740-U-RW
Description: EPIC MODERN TALL HOUSING 1W 70CRI 4000K VISUAL COMFORT FIXTURE w/
RECTANGULAR WIDE DISTRIBUTION OPTIC
Light Source: (1) 4000K CCT, 70 CRI LEDS
Ballast/Driver: ELECTRONIC DRIVER

Summary

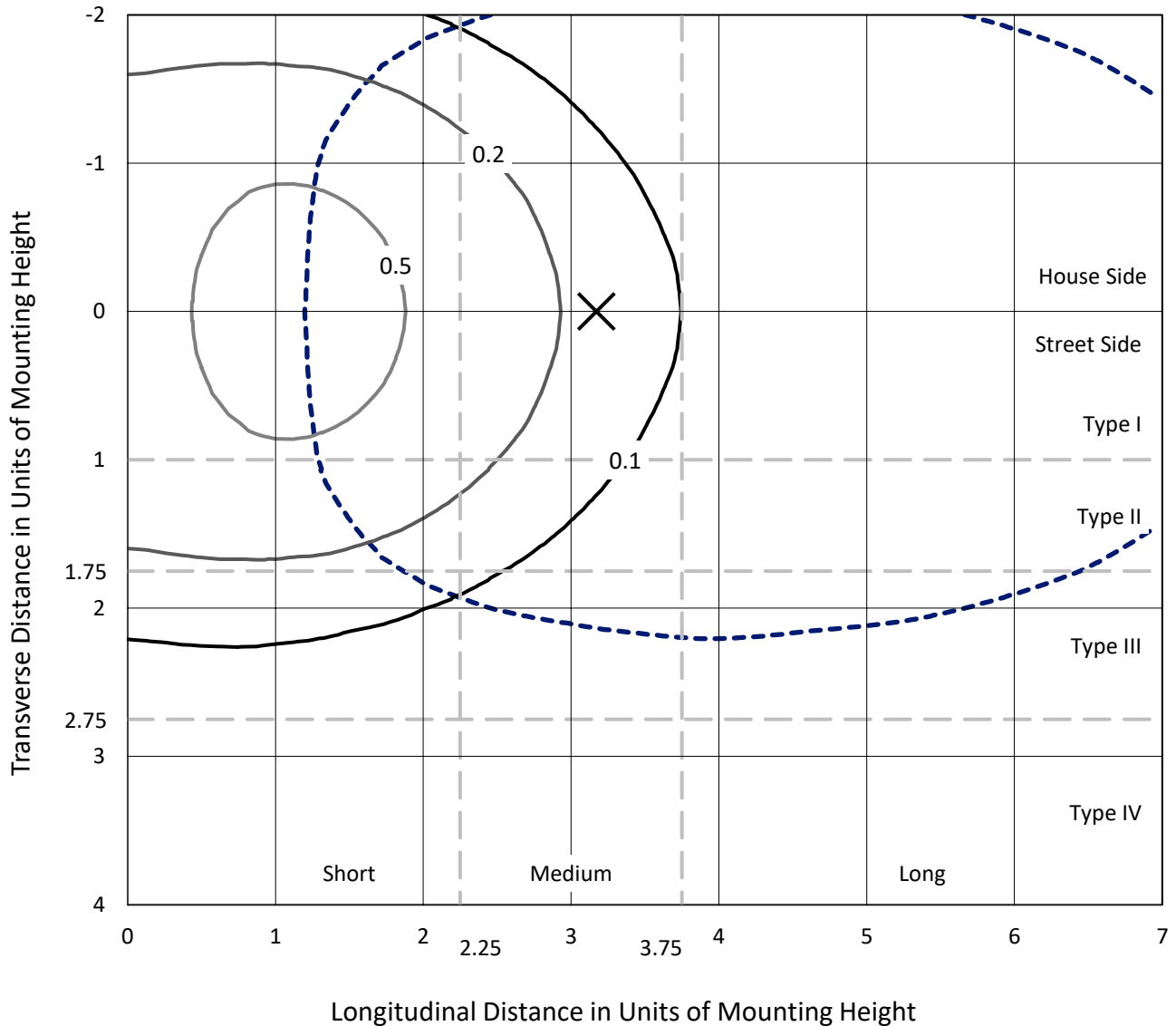
Lumens per Lamp: N/A
Luminaire Lumens: 2530 lumens
Efficiency: N/A
Efficacy: 90.4 lumens/watt
Luminous Opening: Circular (Dia: 1.12' x H: 0')
IES Classification: Type III - Short
BUG Rating: B2 - U0 - G2

Input Watts (W): 28
Input Voltage (V): 120
Input Current (Ain): NR
Voltage Rise (V): NR
Power Factor: 0.99
Total Harmonic Distortion (THDi): 11%
Frequency (hertz): 60
Stabilization Time: NR
Operation Time: NR
Ambient Temperature (°C): NR
Test Distance: 24 FT

REPORT NUMBER: P880160
 CATALOG NUMBER: EMM2-HTN-VA1-740-U-RW

Iso-Footcandle Lines of Horizontal Illumination

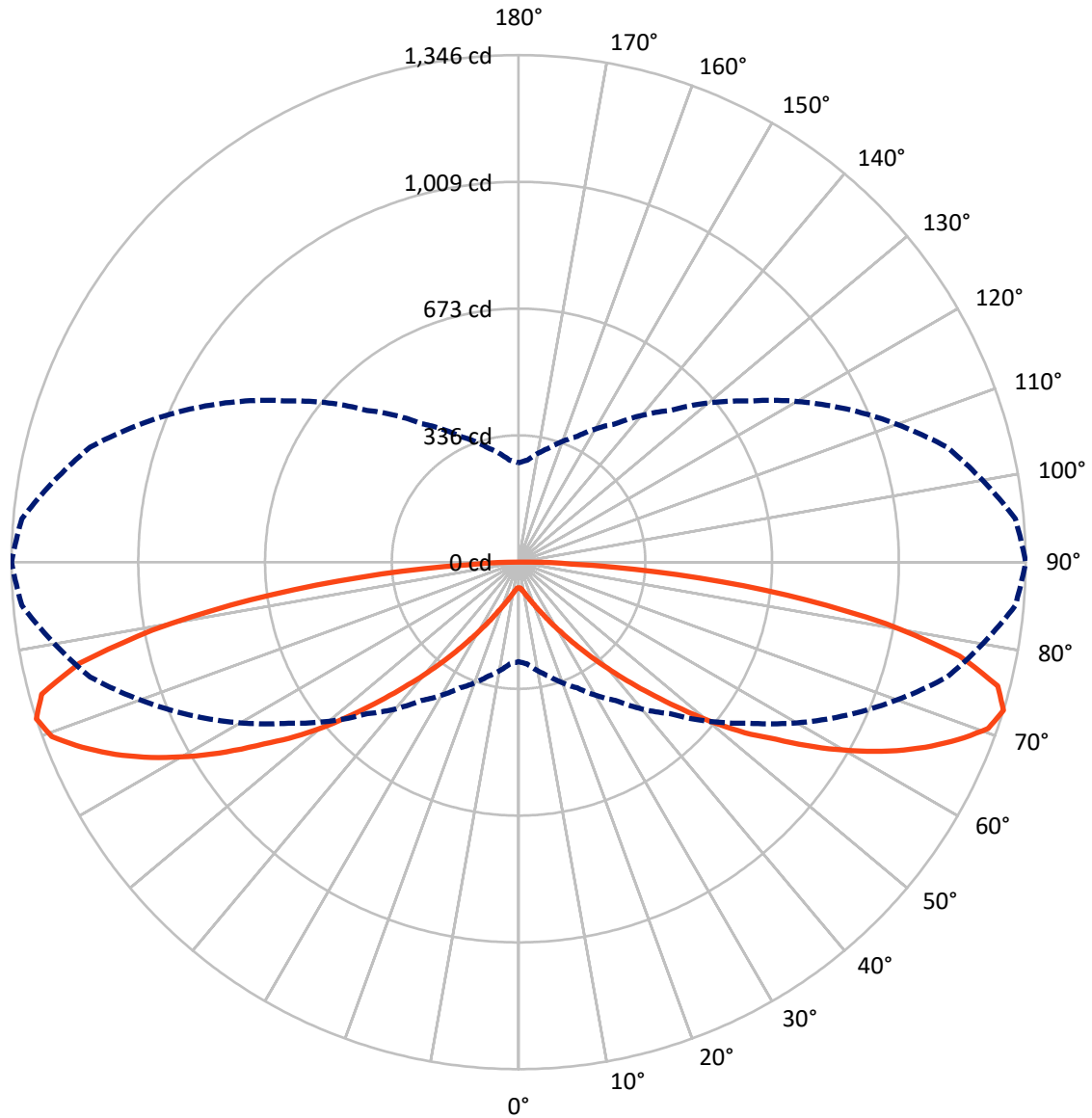
× Max cd
 - - - 1/2 Max cd



Based on 15 foot mounting height. Maximum calculated value = 0.8 fc
 Type III - Short - N/A

REPORT NUMBER: P880160
CATALOG NUMBER: EMM2-HTN-VA1-740-U-RW

Luminous Intensity Polar Plot



— Vertical Plane Through 90-Deg Lateral - - - Horizontal Cone Through 72.5-Deg Vertical

REPORT NUMBER: P880160
 CATALOG NUMBER: EMM2-HTN-VA1-740-U-RW

FLUX DISTRIBUTION:

		Downward	Upward	Total
House Side	Lumens	1265.0	0.0	1265.0
	% Fixture	50.0	0.0	50.0
Street Side	Lumens	1265.0	0.0	1265.0
	% Fixture	50.0	0.0	50.0
Total	Lumens	2530.0	0.0	2530.0
	% Fixture	100.0	0.0	100.0

Coefficient of Utilization

ZONAL LUMENS:

Zone	Lumens	% Fixture
0°-10°	7.0	0.3
10°-20°	25.9	1.0
20°-30°	59.8	2.4
30°-40°	128.2	5.1
40°-50°	264.7	10.5
50°-60°	486.3	19.2
60°-70°	693.3	27.4
70°-80°	644.9	25.5
80°-90°	219.9	8.7
90°-100°	0.0	0.0
100°-110°	0.0	0.0
110°-120°	0.0	0.0
120°-130°	0.0	0.0
130°-140°	0.0	0.0
140°-150°	0.0	0.0
150°-160°	0.0	0.0
160°-170°	0.0	0.0
170°-180°	0.0	0.0
0°-90°	2530.0	100.0
0°-180°	2530.0	100.0

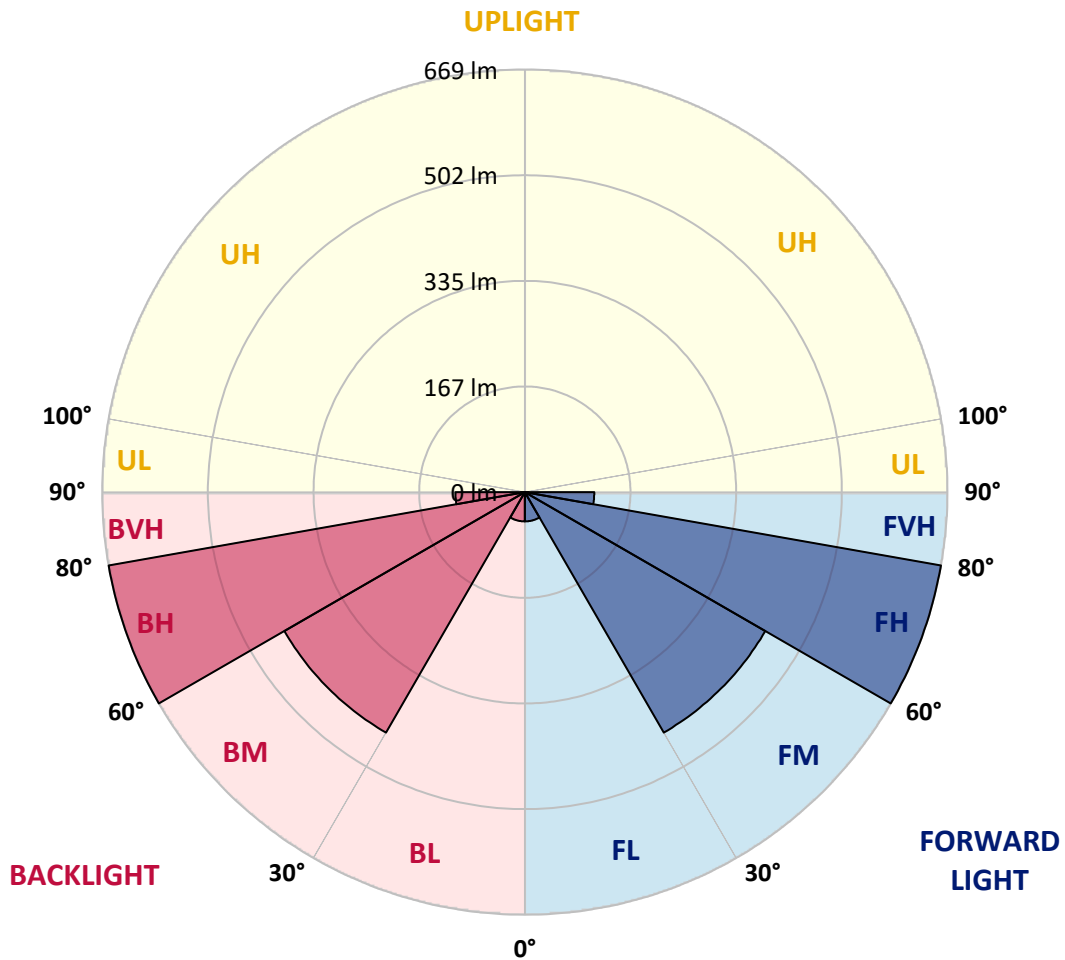


REPORT NUMBER: P880160
 CATALOG NUMBER: EMM2-HTN-VA1-740-U-RW

LUMINAIRE CLASSIFICATION SYSTEM LUMEN TABLE AND BUG RATING:

Zone	Lumens	% Fixture	Zone Rating/Lumen Limit		
			B	U	G
FL (0°-30°)	46.4	1.8			
FM (30°-60°)	439.6	17.4			
FH (60°-80°)	669.1	26.4			G1/1800
FVH (80°-90°)	109.9	4.3			G2/225
BL (0°-30°)	46.4	1.8	B0/110		
BM (30°-60°)	439.6	17.4	B1/1000		
BH (60°-80°)	669.1	26.4	B2/1000		G2/1000
BVH (80°-90°)	109.9	4.3			G2/225
UL (90°-100°)	0.0	0.0		U0/0	
UH (100°-180°)	0.0	0.0		U0/0	

BUG Rating: B2-U0-G2
 Type III Short





REPORT NUMBER: P880160

CATALOG NUMBER: EMM2-HTN-VA1-740-U-RW

CANDELA DISTRIBUTION (FULL):

	0°	5°	15°	25°	35°	45°	55°	65°	75°	85°	90°
0°	68.1	68.1	68.1	68.1	68.1	68.1	68.1	68.1	68.1	68.1	68.1
2.5°	68.4	68.4	68.4	68.4	68.7	68.7	68.7	68.7	68.7	68.7	68.7
5°	69.4	69.4	69.4	69.7	70.3	70.7	71.0	71.0	71.3	71.3	71.3
7.5°	71.0	71.0	71.3	72.3	72.9	73.9	74.8	75.2	76.1	76.1	76.1
10°	73.2	73.2	73.9	74.8	76.4	78.4	80.0	81.3	81.9	82.2	82.5
12.5°	76.1	76.1	77.1	78.7	81.3	83.5	86.1	87.7	89.3	89.9	89.9
15°	79.7	79.7	80.9	83.2	86.1	89.3	92.8	95.7	98.0	98.9	99.2
17.5°	83.2	83.5	85.1	88.0	91.9	96.0	100.5	104.4	107.9	109.2	109.8
20°	87.7	87.7	89.6	93.5	98.3	104.1	110.2	115.3	119.8	122.4	122.7
22.5°	92.8	93.1	95.1	99.9	106.0	113.4	121.4	128.5	134.9	138.1	137.8
25°	98.0	98.3	101.2	107.0	114.7	124.9	135.2	144.5	153.2	157.1	157.1
27.5°	104.1	104.4	107.9	114.7	124.9	137.8	151.3	164.8	173.4	179.2	181.2
30°	111.5	111.8	115.9	124.6	136.5	152.6	170.6	187.9	199.5	207.8	208.1
32.5°	119.5	120.1	125.3	135.2	150.6	170.9	193.4	214.9	230.9	241.5	241.2
35°	130.4	131.0	138.1	149.4	168.0	192.1	219.4	248.6	267.2	279.4	280.7
37.5°	141.6	142.9	151.0	165.7	188.2	217.1	251.5	284.3	311.9	323.1	326.3
40°	154.8	156.1	166.1	184.0	210.1	247.0	289.4	329.5	361.3	376.8	379.0
42.5°	169.9	172.2	183.7	204.6	237.4	280.1	329.5	379.0	419.2	439.4	438.1
45°	191.4	193.4	208.1	231.6	268.5	317.7	377.7	439.7	483.1	506.5	506.2
47.5°	212.0	214.6	232.2	261.8	304.5	361.7	432.3	503.0	552.8	578.8	583.3
50°	233.2	236.7	259.2	292.3	343.0	413.0	492.4	568.2	628.6	660.7	668.4
52.5°	269.2	272.4	296.1	330.8	385.1	462.5	553.7	638.8	705.7	739.7	752.2
55°	293.6	298.7	328.9	372.3	433.9	515.8	616.0	714.3	789.8	823.2	830.3
57.5°	301.6	307.1	343.4	397.0	473.4	572.0	681.2	786.6	868.5	913.8	925.0
60°	301.9	308.7	347.8	406.0	492.7	611.5	739.4	864.3	957.1	1006.9	1016.6
62.5°	312.2	319.9	361.7	415.9	502.3	629.9	778.9	930.2	1043.9	1094.3	1104.9
65°	323.8	332.8	377.1	437.5	524.2	649.4	803.9	977.7	1121.9	1180.7	1185.8
67.5°	311.9	319.6	366.2	428.8	519.0	653.3	821.6	1007.2	1168.8	1253.9	1258.1
70°	292.3	300.3	344.6	401.8	490.5	624.1	801.4	1007.2	1196.4	1303.4	1322.7
72.5°	263.7	271.7	313.8	368.4	448.1	569.1	745.2	961.0	1177.5	1323.3	1345.8
75°	228.7	236.1	274.9	324.7	394.4	503.9	663.6	873.0	1103.6	1286.4	1313.3
77.5°	190.8	197.5	230.6	270.8	329.9	427.2	564.0	753.5	974.5	1161.7	1196.7
80°	150.0	156.7	182.1	213.6	261.1	335.6	449.0	606.1	797.2	953.9	988.3
82.5°	112.4	115.6	133.6	156.4	186.9	242.2	325.7	448.1	591.0	703.4	718.8
85°	70.7	73.6	85.8	101.5	119.8	148.7	200.7	274.3	357.2	420.4	421.4
87.5°	21.8	25.4	29.2	38.5	44.0	53.0	63.6	89.6	117.9	148.7	139.7
90°	0.0	0.0	0.0	0.0	0.0	0.0	0.0	0.0	0.0	0.0	0.0

Cooper Lighting Solutions Photometric Lab
1121 Highway 74 South
Peachtree City, GA 30269



LM-79-2019: Approved Method: Electrical and Photometric Measurements of Solid-State Lighting Products

Report Prepared for

Cooper Lighting Solutions

Streetworks

Report Number: SP1-2407-176-5

Test Date: 09/24/2024

Luminaire Tested: MEM2-HTN-VA-30-740-U-WQ

Data in this report applies to families of products including MEM2-HTN-VA-30-740-U-WQ

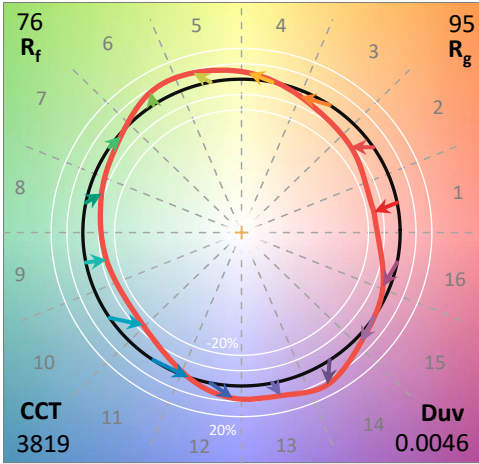
Test Information

Test Method: LM-79-2019
 Report Number: SP1-2407-176-5
 Test Lab: COOPER LIGHTING SOLUTIONS
 Photometer: SP1 - 76IN SPHERE
 Measurement Geometry: 4π
 Issue Date: 09/27/2024
 Manufacturer: COOPER LIGHTING SOLUTIONS
 Product Line: Streetworks
 Catalog Number: **MEM2-HTN-VA-30-740-U-WQ**
 Description: EPIC MODERN VISUAL COMFORT 30W WAVESTREAM WIDE

Spectral Parameters

CCT (K): 3819
 CIE u': 0.2261
 CIE v': 0.5108
 Duv: 0.0046
 CIE x: 0.3926
 CIE y: 0.3942
 CIE z: 0.2132
 Peak Wavelength (nm): 450
 Dominant Wavelength (nm): 577
 Purity: 36.15483
 Rf: 75.6
 Rg: 94.8

CRI (Ra):	72.9		
R1:	70.1	R9:	-21.5
R2:	78.4	R10:	48.5
R3:	85.0	R11:	68.4
R4:	72.9	R12:	39.0
R5:	69.1	R13:	71.1
R6:	69.2	R14:	91.3
R7:	82.8	R15:	63.2
R8:	55.4		



Test Conditions

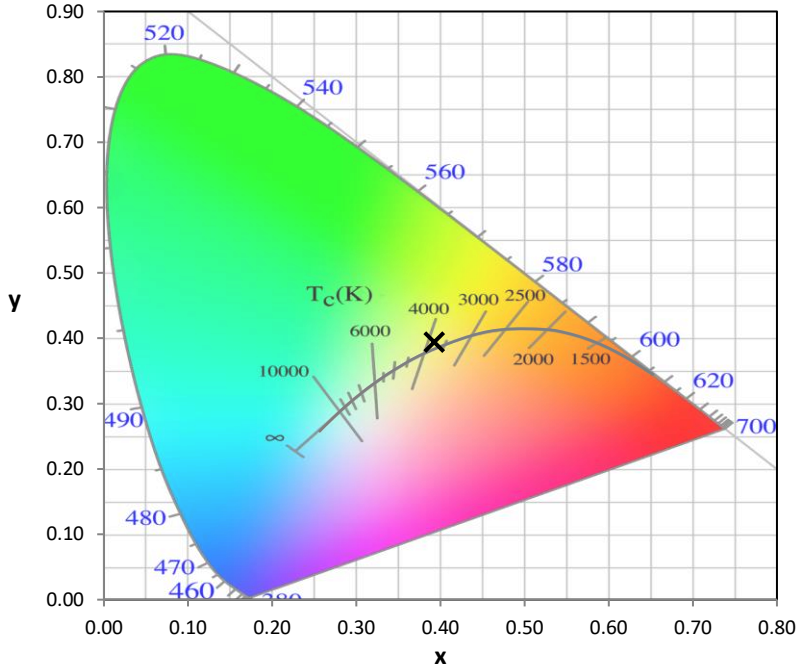
Stabilization Time: 30M
 Operation Time: 1H 30M
 Sphere Temperature (°C): 25.2

REPORT NUMBER: SP1-2407-176-5

Measurement and Test Equipment			
Instrument	Identification Number	Calibration Date	Calibration Due Date
Photometer	IN0058	6/18/2024	12/18/2024
Power Meter	INXT2011004	2/8/2024	2/8/2025
AC Power Source	IN0063	10/24/2023	10/24/2024
DC Power Source	IN0208	10/24/2023	10/24/2024
Sphere Thermometer	IN0085	10/24/2023	10/24/2024
Room Thermometer	IN0046	10/24/2023	10/24/2024

REPORT NUMBER: SP1-2407-176-5

CIE 1931 Chromaticity Diagram



CIE 1931 Chromaticity Diagram with 2017 ANSI 7-Step and 4-Step Quadrangles



Point lies inside the ANSI 4000K 7-step quadrangle

REPORT NUMBER: SP1-2407-176-5

Photopic Flux vs. Wavelength



Photopic Lumens: NR

λ (nm)	Power W [^] /nm	Lumens (φ/nm)	λ (nm)	Power W [^] /nm	Lumens (φ/nm)	λ (nm)	Power W [^] /nm	Lumens (φ/nm)	λ (nm)	Power W [^] /nm	Lumens (φ/nm)	λ (nm)	Power W [^] /nm	Lumens (φ/nm)
360	0	NR	490	127	NR	620	748	NR	750	25	NR	880	0	NR
365	0	NR	495	173	NR	625	699	NR	755	22	NR	885	0	NR
370	0	NR	500	246	NR	630	648	NR	760	20	NR	890	0	NR
375	0	NR	505	335	NR	635	599	NR	765	17	NR	895	0	NR
380	0	NR	510	427	NR	640	547	NR	770	15	NR	900	0	NR
385	0	NR	515	517	NR	645	495	NR	775	13	NR	905	0	NR
390	0	NR	520	589	NR	650	445	NR	780	11	NR	910	0	NR
395	1	NR	525	649	NR	655	396	NR	785	9	NR	915	0	NR
400	4	NR	530	695	NR	660	349	NR	790	8	NR	920	0	NR
405	6	NR	535	733	NR	665	308	NR	795	7	NR	925	0	NR
410	11	NR	540	763	NR	670	269	NR	800	6	NR	930	0	NR
415	23	NR	545	792	NR	675	235	NR	805	5	NR	935	0	NR
420	46	NR	550	813	NR	680	205	NR	810	5	NR	940	0	NR
425	95	NR	555	835	NR	685	178	NR	815	4	NR	945	0	NR
430	183	NR	560	859	NR	690	155	NR	820	3	NR	950	0	NR
435	338	NR	565	880	NR	695	134	NR	825	3	NR	955	0	NR
440	534	NR	570	900	NR	700	115	NR	830	3	NR	960	0	NR
445	782	NR	575	918	NR	705	99	NR	835	2	NR	965	0	NR
450	1000	NR	580	931	NR	710	84	NR	840	2	NR	970	0	NR
455	739	NR	585	937	NR	715	71	NR	845	2	NR	975	0	NR
460	393	NR	590	939	NR	720	59	NR	850	1	NR	980	0	NR
465	276	NR	595	925	NR	725	49	NR	855	1	NR	985	0	NR
470	190	NR	600	907	NR	730	41	NR	860	1	NR	990	0	NR
475	123	NR	605	878	NR	735	35	NR	865	1	NR	995	0	NR
480	105	NR	610	842	NR	740	31	NR	870	1	NR	1000	0	NR
485	108	NR	615	797	NR	745	28	NR	875	1	NR			

REPORT NUMBER: SP1-2407-176-5

Scotopic Flux vs. Wavelength



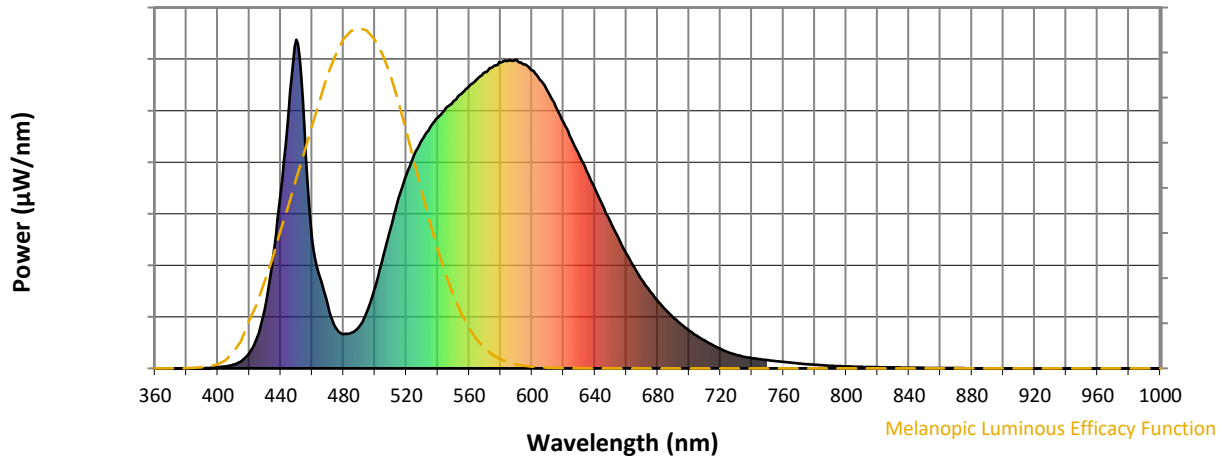
Scotopic Lumens: NR

S/P: 1.45

λ (nm)	Power W [^] /nm	Lumens (φ/nm)	λ (nm)	Power W [^] /nm	Lumens (φ/nm)	λ (nm)	Power W [^] /nm	Lumens (φ/nm)	λ (nm)	Power W [^] /nm	Lumens (φ/nm)	λ (nm)	Power W [^] /nm	Lumens (φ/nm)
360	0	NR	490	127	NR	620	748	NR	750	25	NR	880	0	NR
365	0	NR	495	173	NR	625	699	NR	755	22	NR	885	0	NR
370	0	NR	500	246	NR	630	648	NR	760	20	NR	890	0	NR
375	0	NR	505	335	NR	635	599	NR	765	17	NR	895	0	NR
380	0	NR	510	427	NR	640	547	NR	770	15	NR	900	0	NR
385	0	NR	515	517	NR	645	495	NR	775	13	NR	905	0	NR
390	0	NR	520	589	NR	650	445	NR	780	11	NR	910	0	NR
395	1	NR	525	649	NR	655	396	NR	785	9	NR	915	0	NR
400	4	NR	530	695	NR	660	349	NR	790	8	NR	920	0	NR
405	6	NR	535	733	NR	665	308	NR	795	7	NR	925	0	NR
410	11	NR	540	763	NR	670	269	NR	800	6	NR	930	0	NR
415	23	NR	545	792	NR	675	235	NR	805	5	NR	935	0	NR
420	46	NR	550	813	NR	680	205	NR	810	5	NR	940	0	NR
425	95	NR	555	835	NR	685	178	NR	815	4	NR	945	0	NR
430	183	NR	560	859	NR	690	155	NR	820	3	NR	950	0	NR
435	338	NR	565	880	NR	695	134	NR	825	3	NR	955	0	NR
440	534	NR	570	900	NR	700	115	NR	830	3	NR	960	0	NR
445	782	NR	575	918	NR	705	99	NR	835	2	NR	965	0	NR
450	1000	NR	580	931	NR	710	84	NR	840	2	NR	970	0	NR
455	739	NR	585	937	NR	715	71	NR	845	2	NR	975	0	NR
460	393	NR	590	939	NR	720	59	NR	850	1	NR	980	0	NR
465	276	NR	595	925	NR	725	49	NR	855	1	NR	985	0	NR
470	190	NR	600	907	NR	730	41	NR	860	1	NR	990	0	NR
475	123	NR	605	878	NR	735	35	NR	865	1	NR	995	0	NR
480	105	NR	610	842	NR	740	31	NR	870	1	NR	1000	0	NR
485	108	NR	615	797	NR	745	28	NR	875	1	NR			

REPORT NUMBER: SP1-2407-176-5

Melanopic Flux vs. Wavelength



Melanopic Lumens: NR

M/P: 2.76

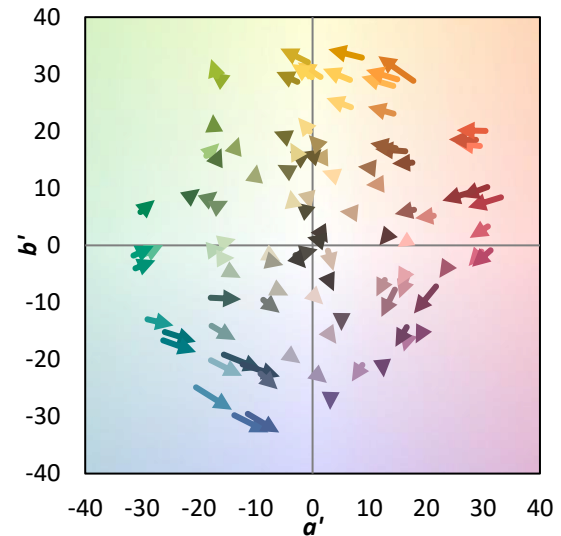
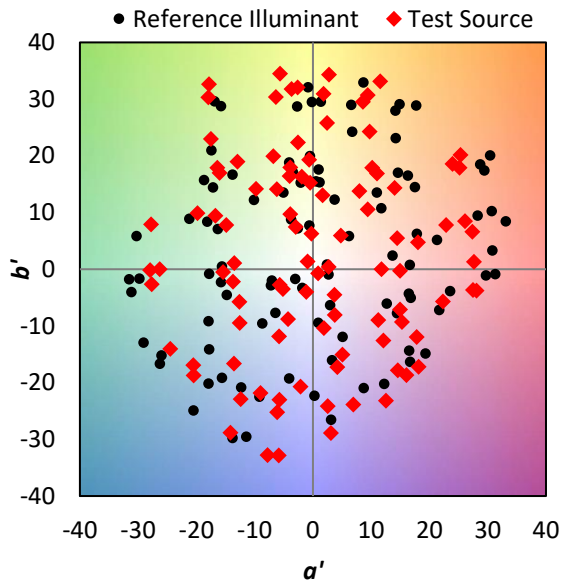
λ (nm)	Power W [^] /nm	Lumens (φ/nm)	λ (nm)	Power W [^] /nm	Lumens (φ/nm)	λ (nm)	Power W [^] /nm	Lumens (φ/nm)	λ (nm)	Power W [^] /nm	Lumens (φ/nm)	λ (nm)	Power W [^] /nm	Lumens (φ/nm)
360	0	NR	490	127	NR	620	748	NR	750	25	NR	880	0	NR
365	0	NR	495	173	NR	625	699	NR	755	22	NR	885	0	NR
370	0	NR	500	246	NR	630	648	NR	760	20	NR	890	0	NR
375	0	NR	505	335	NR	635	599	NR	765	17	NR	895	0	NR
380	0	NR	510	427	NR	640	547	NR	770	15	NR	900	0	NR
385	0	NR	515	517	NR	645	495	NR	775	13	NR	905	0	NR
390	0	NR	520	589	NR	650	445	NR	780	11	NR	910	0	NR
395	1	NR	525	649	NR	655	396	NR	785	9	NR	915	0	NR
400	4	NR	530	695	NR	660	349	NR	790	8	NR	920	0	NR
405	6	NR	535	733	NR	665	308	NR	795	7	NR	925	0	NR
410	11	NR	540	763	NR	670	269	NR	800	6	NR	930	0	NR
415	23	NR	545	792	NR	675	235	NR	805	5	NR	935	0	NR
420	46	NR	550	813	NR	680	205	NR	810	5	NR	940	0	NR
425	95	NR	555	835	NR	685	178	NR	815	4	NR	945	0	NR
430	183	NR	560	859	NR	690	155	NR	820	3	NR	950	0	NR
435	338	NR	565	880	NR	695	134	NR	825	3	NR	955	0	NR
440	534	NR	570	900	NR	700	115	NR	830	3	NR	960	0	NR
445	782	NR	575	918	NR	705	99	NR	835	2	NR	965	0	NR
450	1000	NR	580	931	NR	710	84	NR	840	2	NR	970	0	NR
455	739	NR	585	937	NR	715	71	NR	845	2	NR	975	0	NR
460	393	NR	590	939	NR	720	59	NR	850	1	NR	980	0	NR
465	276	NR	595	925	NR	725	49	NR	855	1	NR	985	0	NR
470	190	NR	600	907	NR	730	41	NR	860	1	NR	990	0	NR
475	123	NR	605	878	NR	735	35	NR	865	1	NR	995	0	NR
480	105	NR	610	842	NR	740	31	NR	870	1	NR	1000	0	NR
485	108	NR	615	797	NR	745	28	NR	875	1	NR			

Summary

$R_f = 75.6$
 $R_g = 94.8$
 $CIE R_a = 72.9$
 $R_g = -21.5$

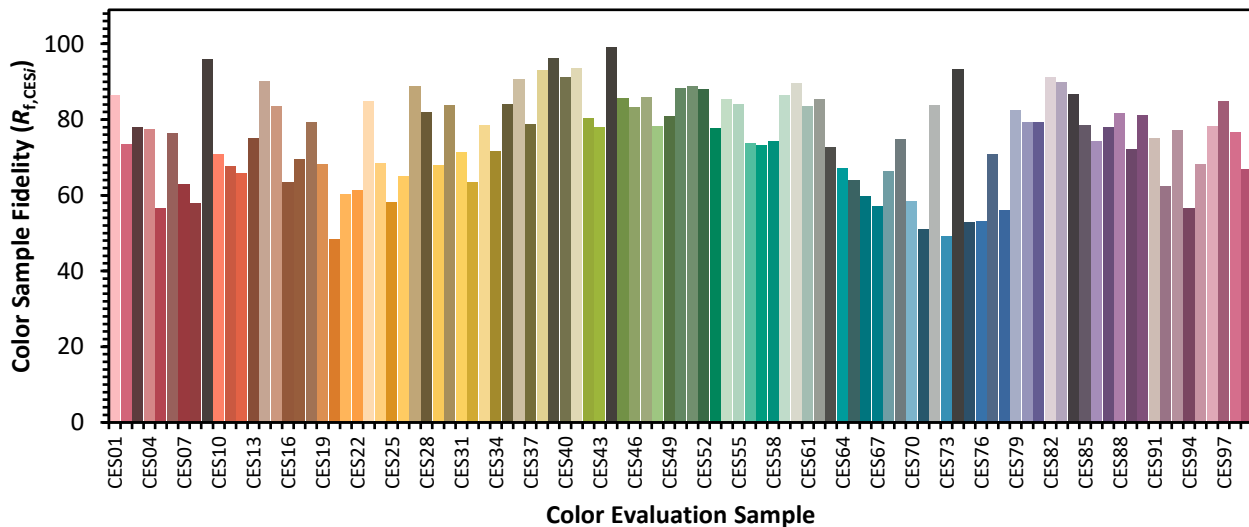


Color Vector Graphics

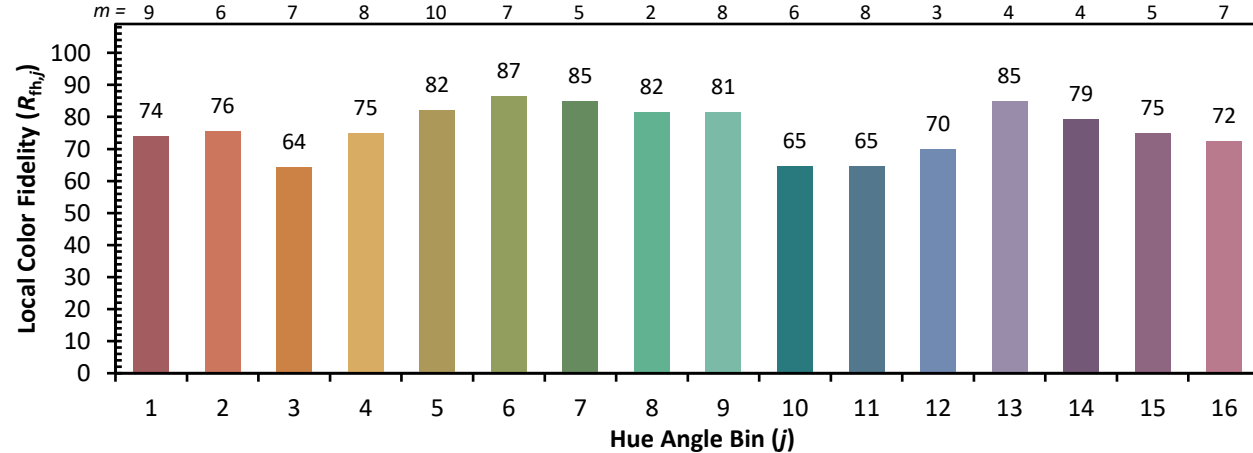


Individual Sample Fidelity Index ($R_{f,i}$)

CES01 = 85	CES26 = 65	CES51 = 89	CES76 = 53
CES02 = 61	CES27 = 89	CES52 = 88	CES77 = 71
CES03 = 30	CES28 = 82	CES53 = 78	CES78 = 56
CES04 = 70	CES29 = 68	CES54 = 85	CES79 = 83
CES05 = 48	CES30 = 84	CES55 = 84	CES80 = 79
CES06 = 50	CES31 = 71	CES56 = 74	CES81 = 79
CES07 = 40	CES32 = 63	CES57 = 73	CES82 = 91
CES08 = 39	CES33 = 79	CES58 = 74	CES83 = 90
CES09 = 29	CES34 = 72	CES59 = 86	CES84 = 87
CES10 = 74	CES35 = 84	CES60 = 90	CES85 = 78
CES11 = 57	CES36 = 91	CES61 = 84	CES86 = 74
CES12 = 63	CES37 = 79	CES62 = 85	CES87 = 78
CES13 = 42	CES38 = 93	CES63 = 73	CES88 = 82
CES14 = 74	CES39 = 96	CES64 = 67	CES89 = 72
CES15 = 71	CES40 = 91	CES65 = 64	CES90 = 81
CES16 = 47	CES41 = 93	CES66 = 60	CES91 = 75
CES17 = 49	CES42 = 80	CES67 = 57	CES92 = 62
CES18 = 56	CES43 = 78	CES68 = 66	CES93 = 77
CES19 = 72	CES44 = 99	CES69 = 75	CES94 = 57
CES20 = 65	CES45 = 86	CES70 = 58	CES95 = 68
CES21 = 86	CES46 = 83	CES71 = 51	CES96 = 78
CES22 = 78	CES47 = 86	CES72 = 84	CES97 = 85
CES23 = 92	CES48 = 78	CES73 = 49	CES98 = 77
CES24 = 91	CES49 = 81	CES74 = 93	CES99 = 67
CES25 = 72	CES50 = 88	CES75 = 53	



Color Rendition by Hue-Angle Bin



Measure Comparisons



(END OF REPORT)